



Constant Contact Survey Results

Survey Name: Jan 23 2008 Survey

Response Status: Partial & Completed

Filter: None

Mar 03, 2008 6:49:34 AM

TextBlock:

Thanks for taking a moment to help us make plans for developing what we've started!.....







Everyone here at Open Hearts Open Minds (including our funders) wants to know we're giving you the right support to help you make a difference.

We can already see that some of the figures speak for themselves:









From a one-off mailshot in June that attracted an initial group of 131 subscribers to our E-news service, this learning community now has grown by word of mouth to a current membership of 322!

But we need to know what you want us to build on, and what you'd like to see changed. So please help us by answering the following quick questions (mostly multiple choice).



How would you describe your job?

| Answer | 0% | 100% | Number of Response(s) | Response Ratio |
|---|---|------|-----------------------|----------------|
| Manager, with responsibilities that include regard to inclusive working |  | | 14 | 29.7 % |
| Officer with specific responsibility for inclusion/equality |  | | 9 | 19.1 % |
| Specialist worker with groups facing the effects of exclusion |  | | 5 | 10.6 % |
| Staff member who doesn't work with the public |  | | 4 | 8.5 % |
| Staff member who works mainly directly with the public |  | | 6 | 12.7 % |
| Other |  | | 9 | 19.1 % |
| No Response(s) | | | 0 | 0.0 % |
| Totals | | | 47 | 100% |

How do you read Open Hearts Open Minds? (select as many as you like)

| Answer | 0% | 100% | Number of Response(s) | Response Ratio |
|--|---|------|-----------------------|----------------|
| Quick skim read of E-news |  | | 36 | 29.0 % |
| Click on to read most of the articles in full on the website's News Page |  | | 5 | 4.0 % |
| Click on to read at least one article each month on the website's news page |  | | 17 | 13.7 % |
| Sometimes click on to read articles of interest in full |  | | 26 | 20.9 % |
| File articles of interest to read or refer to later |  | | 12 | 9.6 % |
| Use the Library to look for articles on a theme |  | | 7 | 5.6 % |
| Check for training opportunities |  | | 5 | 4.0 % |
| Click on to look at exercises and resources hyperlinked in the E-news articles |  | | 16 | 12.9 % |
| Other | | | 0 | 0.0 % |
| Totals | | | 124 | 100% |

What draws your attention to the E-news articles you read? (select as many as you like)

| Answer | 0% | 100% | Number of Response(s) | Response Ratio |
|---------------|---|------|-----------------------|----------------|
| Picture |  | | 6 | 8.5 % |
| Headline |  | | 25 | 35.7 % |
| Subject |  | | 39 | 55.7 % |
| Other | | | 0 | 0.0 % |
| Totals | | | 70 | 100% |

What do you think of the formula for the E-news (currently 3 News Items, a Top Tip, Training Update, monthly) - have we got it, and the way we present it right?

36 Response(s)

What kind of learning value has Open Hearts Open Minds had for you? (select as many as you like):

| Answer | 0% | 100% | Number of Response(s) | Response Ratio |
|--|----|------|-----------------------|----------------|
| The E-news helps keep me keep up to date with exclusion issues | | | 32 | 35.5 % |
| The E-news helps me think differently about how inclusion relates to my work | | | 24 | 26.6 % |
| The E-news and website has helped me find information I've used in my work | | | 22 | 24.4 % |
| I've skilled up with the exercises and reading materials on the resources page | | | 11 | 12.2 % |
| Other | | | 1 | 1.1 % |
| Totals | | | 90 | 100% |

How far would you say the E-news and website service go towards meeting your learning needs on social exclusion/ inclusion? (select one or more)

| Answer | 0% | 100% | Number of Response(s) | Response Ratio |
|--|----|------|-----------------------|----------------|
| It meets all my current needs for learning on inclusion | | | 4 | 4.2 % |
| It gives me most of what I want to keep my knowledge and skills up to date | | | 7 | 7.4 % |
| It gives me a level of practical information and tools I hadn't had before | | | 19 | 20.2 % |
| It gives some food for thought and links to other information I want to find | | | 33 | 35.1 % |
| It keeps the issues alive for me and on my agenda | | | 22 | 23.4 % |
| I've used it to help others with their learning needs | | | 5 | 5.3 % |
| It hasn't been very useful in helping me with my learning needs | | | 2 | 2.1 % |
| Other | | | 2 | 2.1 % |
| Totals | | | 94 | 100% |

What would you like to see added, or more of on the E-news and website?





(By the way, we are looking at the feasibility of a Who's Who data base and an Evidence Sharing Portal, but haven't got a pot of money yet.)

20 Response(s)

Anything you'd like to see less of, changed or improved?

12 Response(s)

Is Open Hearts Open Minds your favourite place to find information on social inclusion issues?

| Answer | 0% | 100% | Number of Response(s) | Response Ratio |
|--------------------------------------|---|------|-----------------------|----------------|
| Yes |  | | 26 | 55.3 % |
| No |  | | 8 | 17.0 % |
| Could be - I've only just signed up! |  | | 7 | 14.8 % |
| No Response(s) |  | | 6 | 12.7 % |
| Totals | | | 47 | 100% |

Thanks so much for giving us your feedback. It will be used in our planning with funders for 2008-9.

If you have any other comments you'd like to make, please do so below.

4 Response(s)